

# Introduction to GPU porting with OpenACC

Dominik Zobel, Claudia Frauen

# Goal of this session

*Learn basics of GPU offloading with OpenACC directives*

- Differences between GPU to CPU
- Offloading possibilities
- Knowledge about basic OpenACC directives (`parallel`, `kernels` and `data` construct)

# References

The following sources were used as cited on the respective pages:

Reference	Description and links
<i>OpenACC</i>	<a href="https://github.com/OpenACC/openacc-training-materials">OpenACC slides</a> from 2019-2021 as referenced here: <a href="https://github.com/OpenACC/openacc-training-materials">https://github.com/OpenACC/openacc-training-materials</a>
<i>Jacob</i>	Marek Jacob's presentation " <i>Introduction to GPU computing FORTRAN and OpenACC (Part 1)</i> " from 2023-06 at DKRZ (not publicly available)
<i>PRACE</i>	<a href="https://juser.fz-juelich.de/record/902543/">PRACE Training Course: Directive-based GPU programming with OpenACC</a> from 2021-11 in Jülich: <a href="https://juser.fz-juelich.de/record/902543/">https://juser.fz-juelich.de/record/902543/</a>

# General GPU introduction

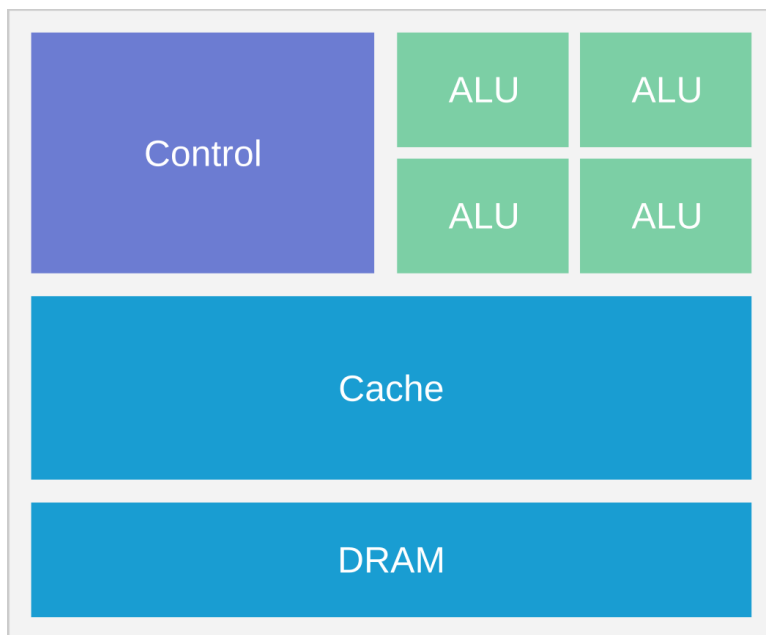
# Accelerator Computing

- GPU = Graphical Processing Unit
- GPU computing: use of a GPU to offload (intensive) parts of an application, while the remainder is computed on the CPU
- GPUs have thousands of compute cores: need to express fine-grain parallelism
- GPU and CPU have (currently) separate physical memory
  - requires specific data management
  - data transfer may be a performance issue (slow transfer via PCI bus)

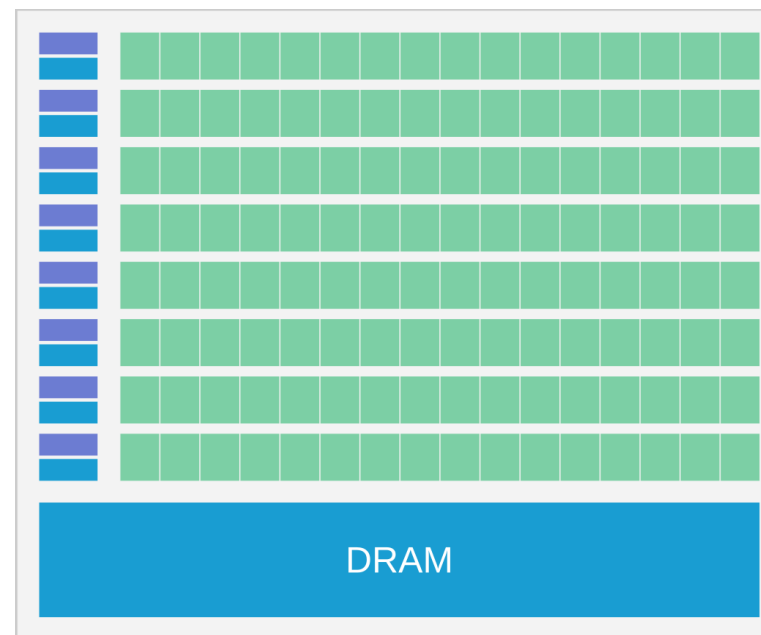
Source: Jacob M1\_4

# Differences CPU and GPU computing

CPU



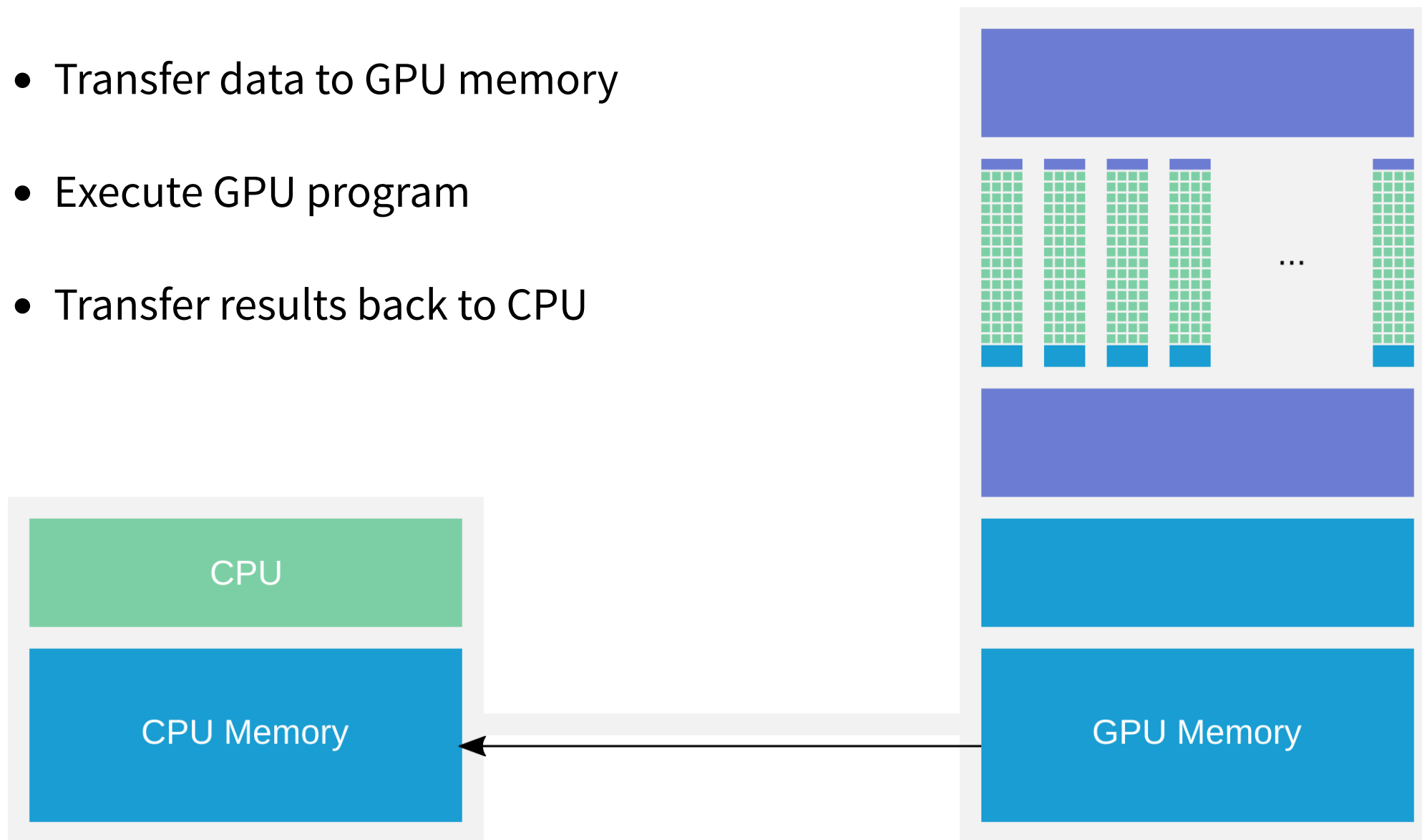
GPU



Source: PRACE P1\_10

# Processing Flow

- Transfer data to GPU memory
- Execute GPU program
- Transfer results back to CPU

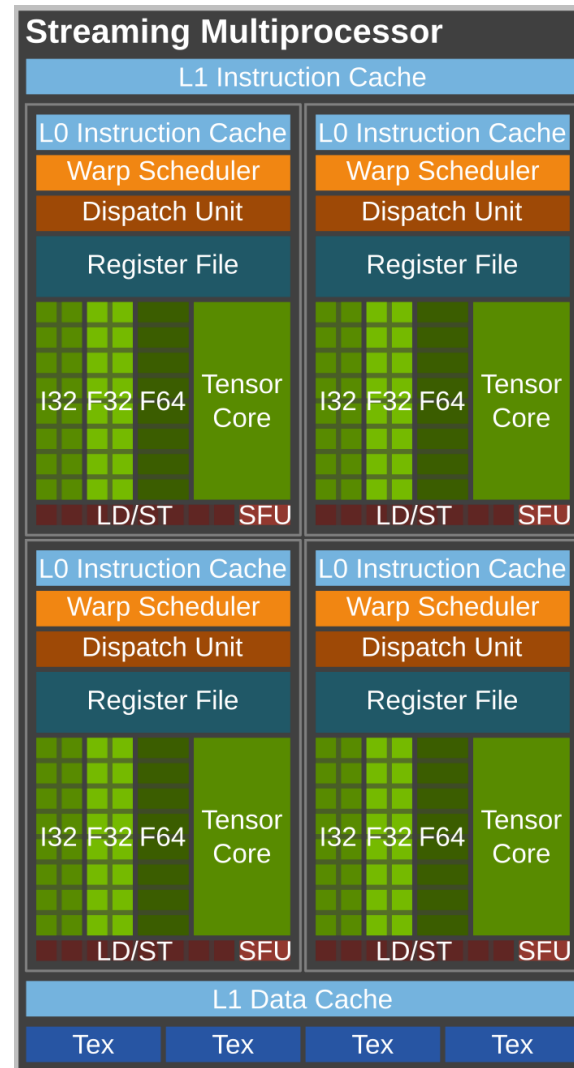


Source: PRACE P1\_13



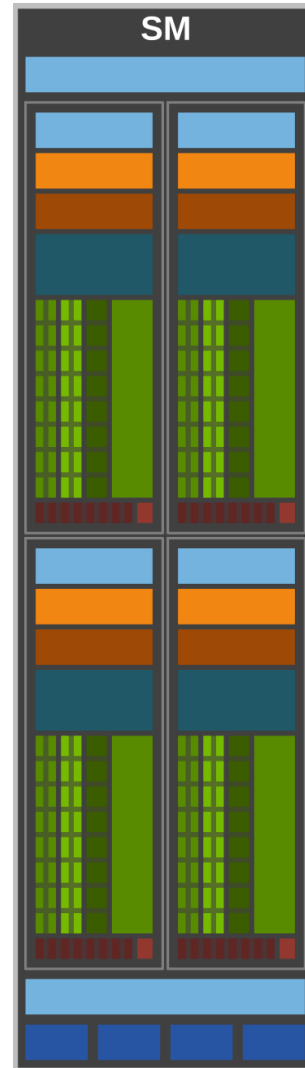


# Processing on GPU hardware




Source: PRACE P1\_17

# Processing on GPU hardware



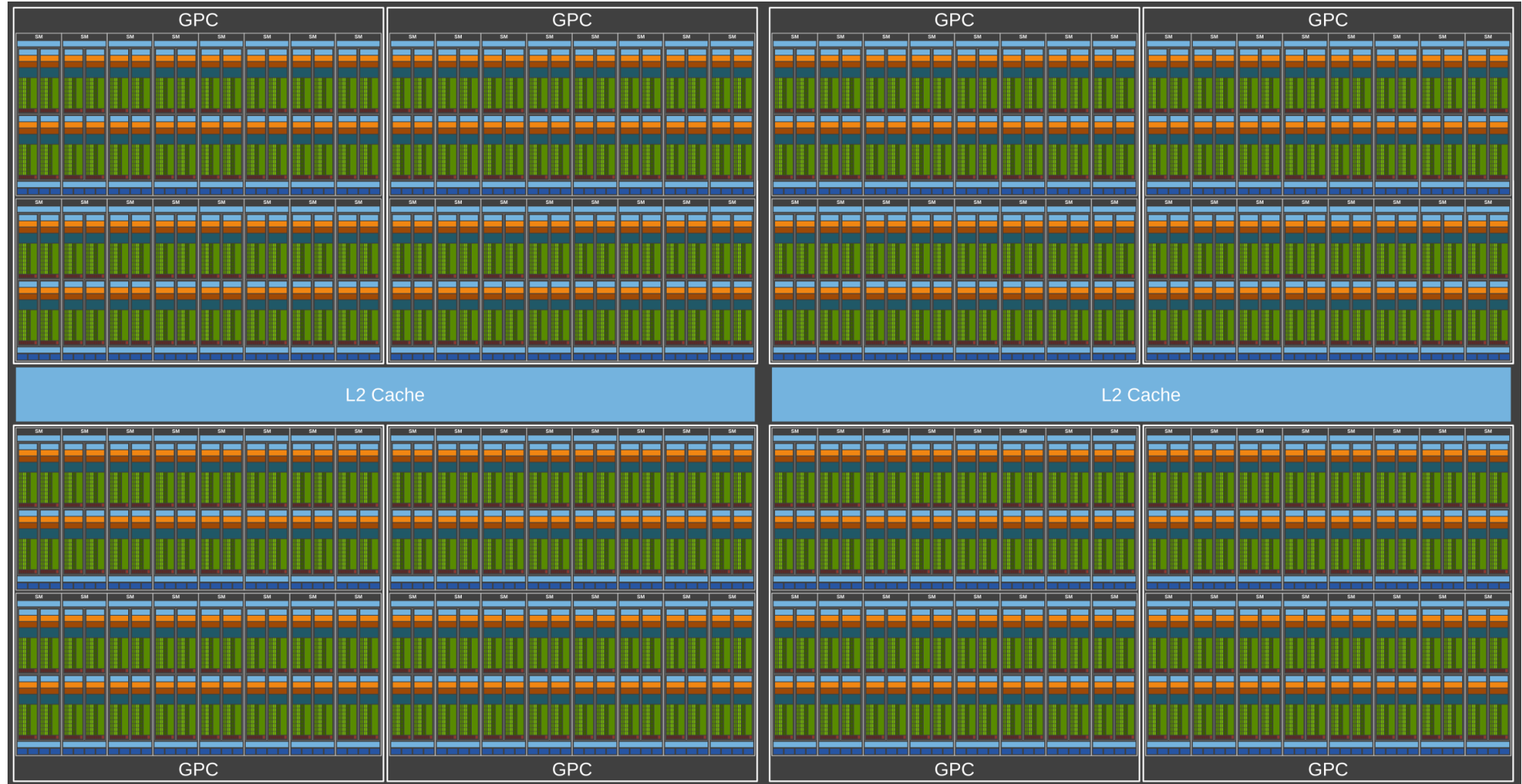
Source: PRACE P1\_17

# Processing on GPU hardware



Source: PRACE P1\_17

# Processing on GPU hardware

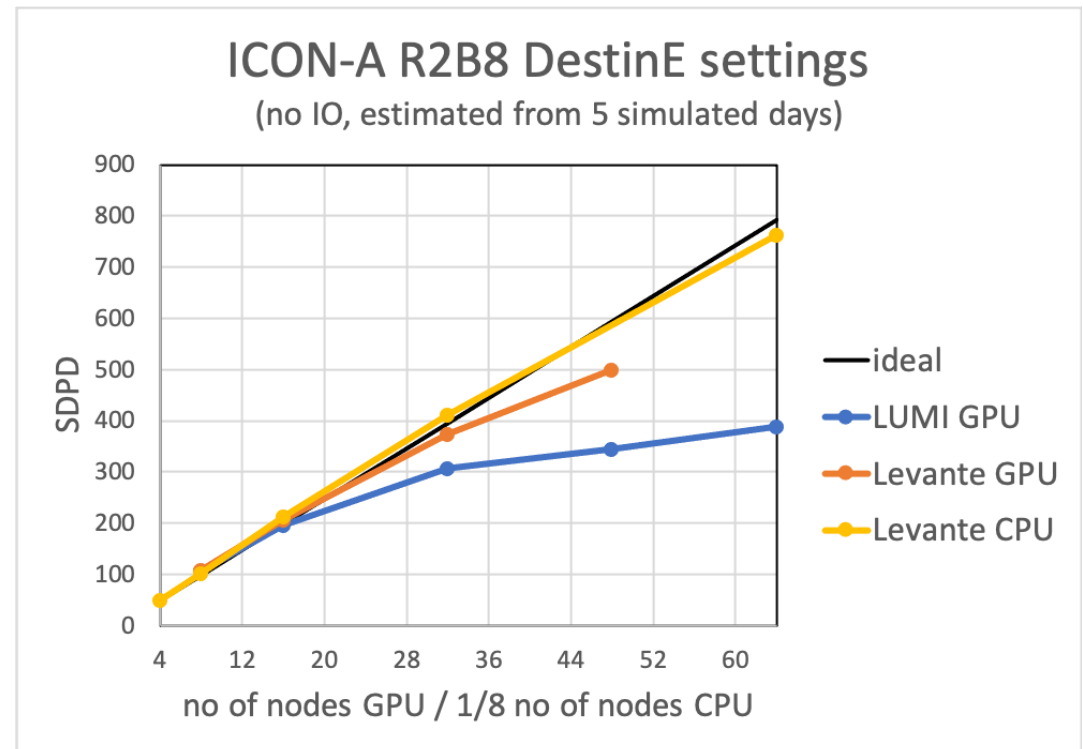


Source: PRACE P1\_17

# GPUs need massively parallel applications

ICON-A 10km setup: 5242880 horizontal grid points

- On 8 Levante GPU nodes (4 GPUs per node) 2 blocks with  $n_{\text{proma}}=83300$
- On 16 Levante GPU nodes 1 block with  $n_{\text{proma}}=83884$
- On 48 Levante GPU nodes 1 block with  $n_{\text{proma}}=28454$
- LUMI has 8 GPUs per node and thus the blocks are only half the size of Levante



# CPU vs. GPU

## CPU

Optimized for **low latency**

- + Large main memory
- + Fast clock rate
- + Large caches
- + Branch prediction
- + Powerful ALU
- Relatively low memory bandwidth
- Cache misses costly
- Low performance per watt

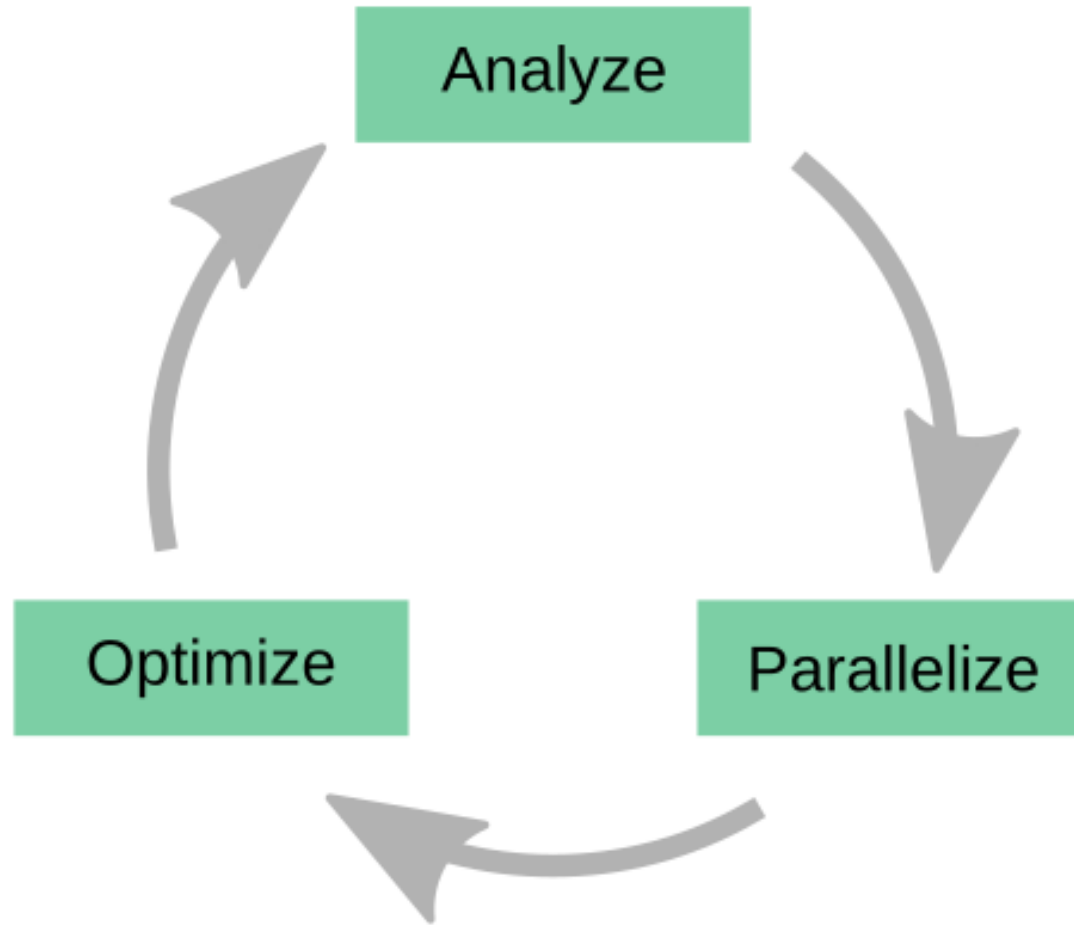
## GPU

Optimized for **high throughput**

- + High bandwidth main memory
- + Latency tolerant (parallelism)
- + More compute resources
- + High performance per watt
- Limited memory capacity
- Low per-thread performance
- Extension card

Source: PRACE P1\_19

# Porting workflow cycle



This workshop mostly focuses on parallelization

Source: OpenACC O2\_12

# Offloading possibilities



Source: PRACE P1\_21



# OpenACC introduction

# Concept of directives in source code

- Compiler directives state intent to compiler

```
1 #pragma acc kernels
2 for (int i = 0; i < 1023; i++) {
3     // ...
4 }
```

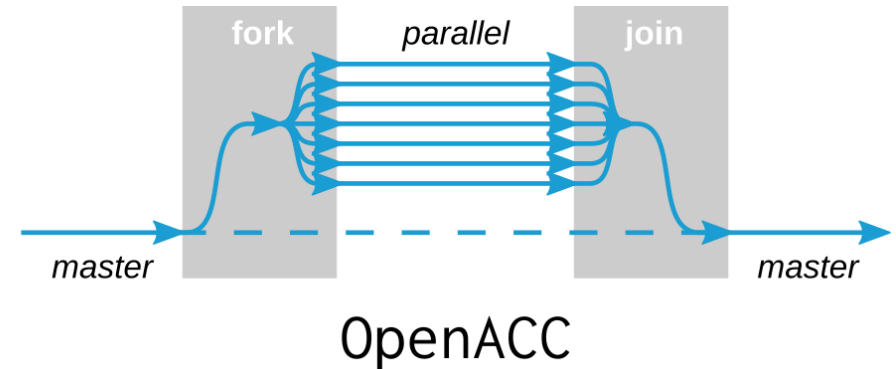
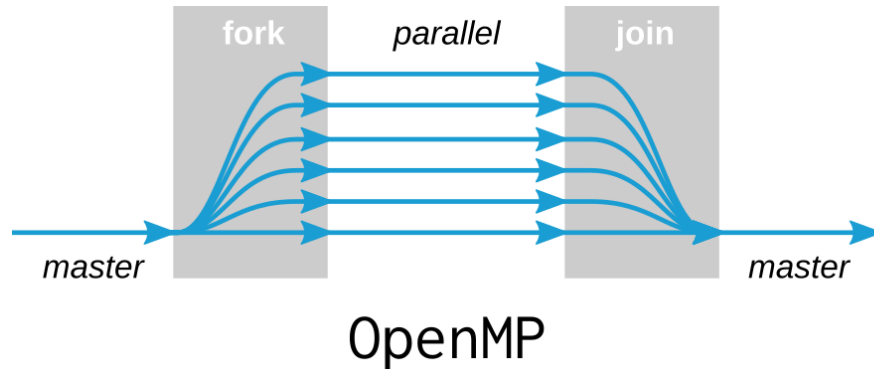
```
1 !$acc kernels
2 do i = 1, 1024
3     ! ...
4 end do
5 !$acc end kernels
```

- Ignored by compiler which does not understand OpenACC
- OpenACC: Compiler directives, library routines, environment variables
- Portable across host systems and accelerator architectures (NVIDIA)

Source: PRACE P2\_7

# OpenMP and OpenACC

- OpenACC modeled after OpenMP, but specific for accelerators
- OpenMP: Offloading; compiler support improving (Clang, GCC, NVHPC, ...)
- Same basic principle: Fork/join model



Source: PRACE P2\_4

# OpenACC overview

OpenACC is a specification for high-level compiler directives to express parallelism for accelerators in Fortran, C and C++

- Originally aimed to be performance portable to a wide range of accelerator devices
- Multiple Vendors, Multiple Devices, One Specification

The OpenACC specification was first released in November 2011

- Compilers: Nvidia, Cray, GCC
- ICON follows OpenACC 2.6, released in November 2017
- Hint: 3.3 standard is easier to read, only details have changed

Official web site: <https://www.openacc.org>

*Source: Jacob M1\_5*

# Offloading with the parallel construct

`!$acc parallel`            Start parallel execution of the following section until  
`!$acc end parallel`

`!$acc loop` to specify the type of parallelism for the immediately following loop. Possible clauses are:

- `vector`, `worker`, or `gang`: set the specific type of accelerator parallelism to execute the iterations of the loop.
- `seq`: execute the loop sequentially
- [no clause]: Choice of parallelism type left to the compiler

*Recommendation: Add `!$acc Loop` to each loop within a parallel region.*

Source: Jacob M1\_8

# Parallel construct

```

1 #pragma acc parallel loop
2 for (int i=0; i<N; i++) {
3     x[i] = 1.0;
4     y[i] = 2.0;
5 }
6
7 #pragma acc parallel loop
8 for (int i=0; i<N; i++) {
9     y[i] = i*x[i]+y[i];
10 }

```

```

1 !$acc parallel loop
2 do i = 1, N
3     x(i) = 1.0
4     y(i) = 2.0
5 end do
6 !$acc end parallel loop
7
8 !$acc parallel loop
9 do i = 1, N
10    y(i) = i*x(i)+y(i);
11 end do
12 !$acc end parallel loop

```

Arrays **x** and **y** are automatically copied to the GPU memory before kernel execution and back to the CPU memory afterwards.

(Scalars are automatically copied to the GPU)

Source: PRACE P2\_12, Jacob M1\_9

# Levels of parallelism

**vector** Threads that work in SIMT (SIMD) fashion

Operate on same cache

**worker** Group of threads that can operate vector instructions

**gang** Independent parallelism

Threads in a gang can operate on same memory

**seq** No parallelism



*The optimal choice of parallelism can be hardware dependent.*

Source: Jacob M1\_31

# Compiler flags for offloading

OpenACC compiler support: activate with compile flag

NVHPC `nvfortran -acc`

Compiler flag	Effect
<code>-acc=gpu multicore</code>	Target GPU or CPU
<code>-acc=gpu -gpu=cc80</code>	Generate Ampere-compatible code
<code>-gpu=cc80,lineinfo</code>	Add source code correlation into binary
<code>-gpu=managed</code>	Use unified memory
<code>-Minfo=accel</code>	Print acceleration info

Source: PRACE P2\_9



# Loop dependencies

Not all loops are parallel

```
1  program fwd_dep
2    implicit none
3    integer, parameter :: nel = 10
4    integer, dimension(nel) :: vec
5    integer :: i
6
7    vec = [(i, i = 1, nel)]
8    do i = 2, nel
9        vec(i) = vec(i) + vec(i-1)
10   end do
11   write(*, '(9(i2,", "),i2)') vec
12 end program fwd_dep
```

Sequential result:

1, 3, 6, 10, 15, 21, 28, 36, 45, 55

⇒ Forward loop dependency prevents parallelization

Source: OpenACC O1\_36

# Reductions

- The reduction clause is used to calculate a single value based on multiple ones (e.g. summation)
- Each thread will have their own private copy of the reduction variable (partial reduction)
- Afterwards, the global result will be calculated with a final reduction

```

1  do k = 1, size
2      do j = 1, size
3          do i = 1, size
4              c(i, j) = c(i, j) + a(i, k) * b
5          end do
6      end do
7  end do

```

```

1  !$acc parallel loop collapse(2)
2  do j = 1, size
3      do i = 1, size
4          tmp = c(i, j)
5          !$acc loop reduction(+: tmp)
6          do k = 1, size
7              tmp = tmp + a(i, k) * b(k, j)
8          end do
9          c(i, j) = tmp
10     end do
11 end do
12 !$acc end parallel loop

```

# Kernel construct

```
1 !$acc kernels
2 a(:) = 0.0
3 !$acc end kernels
```

```
1 !$acc kernels
2 do i = 1, n
3     a(i) = 2.0 * b(i)
4 end do
5 !$acc end kernels
```

- The `kernels` directive instructs the compiler to search for parallel loops in the code
- The compiler will analyze the loops and parallelize those it finds safe and profitable to do so  $\Rightarrow$  more freedom for compiler
- Rest: Same as for parallel

Source: PRACE P2\_35; OpenACC O3\_36; Jacob M1\_29

# Kernel vs. parallel

Both approaches valid, may perform equally well

## !\$acc kernels

- Compiler performs parallel analysis
- Can cover large area of code with single directive
- Gives compiler additional leeway (possibly not optimal performance)

## !\$acc parallel

- Requires parallel analysis by programmer
- Will also parallelize what compiler may miss (or ignore loop dependencies)
- More explicit
- Similar to OpenMP

# Example (1/6)

```
1 program p_example
2   implicit none
3   integer, parameter :: dp = selected_real_kind(15)
4   integer, parameter :: nel = 1000
5   real(dp), dimension(nel, nel) :: a
6   integer :: i, j
7
8
9
10  do i = 1, nel
11
12     do j = 1, nel
13        a(j, i) = 0.5_dp*(i*nel+j)
14    end do
15  end do
16
17
18  write(*, *) a(10, 10)
19 end program p_example
```

How to port the **do**-loops?

## Example (2/6)

```
1 program p_example
2   implicit none
3   integer, parameter :: dp = selected_real_kind(15)
4   integer, parameter :: nel = 1000
5   real(dp), dimension(nel, nel) :: a
6   integer :: i, j
7
8
9   !$acc parallel
10  do i = 1, nel
11
12      do j = 1, nel
13          a(j, i) = 0.5_dp*(i*nel+j)
14      end do
15  end do
16  !$acc end parallel
17
18  write(*, *) a(10, 10)
19 end program p_example
```

```
1 NVCOMPILER_ACC_TIME=1 ./p_example
```

LOG

⇒ `parallel` alone does not parallelize

# Example (3/6)

```

1  program p_example
2  implicit none
3  integer, parameter :: dp = selected_real_kind(15)
4  integer, parameter :: nel = 1000
5  real(dp), dimension(nel, nel) :: a
6  integer :: i, j
7
8
9  !$acc parallel loop
10 do i = 1, nel
11
12     do j = 1, nel
13         a(j, i) = 0.5_dp*(i*nel+j)
14     end do
15 end do
16 !$acc end parallel loop
17
18 write(*, *) a(10, 10)
19 end program p_example

```

```
1 NVCOMPILER_ACC_TIME=1 ./p_example
```

LOG

⇒ Works, but we can be more specific about distribution

# Example (4/6)

```

1  program p_example
2  implicit none
3  integer, parameter :: dp = selected_real_
4  integer, parameter :: nel = 1000
5  real(dp), dimension(nel, nel) :: a
6  integer :: i, j
7
8  !$acc parallel
9  !$acc loop gang
10 do i = 1, nel
11     !$acc loop vector
12     do j = 1, nel
13         a(j, i) = 0.5_dp*(i*nel+j)
14     end do
15 end do
16 !$acc end parallel
17
18 write(*, *) a(10, 10)
19 end program p_example

```

```
1 NVCOMPILER_ACC_TIME=1 ./p_example
```

LOG

⇒ All relevant **do**-loops annotated



# Example (5/6)

```

1  program p_example
2  implicit none
3  integer, parameter :: dp = selected_real_
4  integer, parameter :: nel = 1000
5  real(dp), dimension(nel, nel) :: a
6  integer :: i, j
7
8
9  !$acc parallel loop gang vector
10 do i = 1, nel
11
12     do j = 1, nel
13         a(j, i) = 0.5_dp*(i*nel+j)
14     end do
15 end do
16 !$acc end parallel loop
17
18 write(*, *) a(10, 10)
19 end program p_example

```

```
1 NVCOMPILER_ACC_TIME=1 ./p_example
```

LOG

⇒ Works, but we can also specify type for each loop

# Example (6/6)

```

1  program p_example
2  implicit none
3  integer, parameter :: dp = selected_real_
4  integer, parameter :: nel = 1000
5  real(dp), dimension(nel, nel) :: a
6  integer :: i, j
7
8
9  !$acc parallel loop gang vector collapse(
10 do i = 1, nel
11
12     do j = 1, nel
13         a(j, i) = 0.5_dp*(i*nel+j)
14     end do
15 end do
16 !$acc end parallel loop
17
18 write(*, *) a(10, 10)
19 end program p_example

```

```
1 NVCOMPILER_ACC_TIME=1 ./p_example
```

LOG

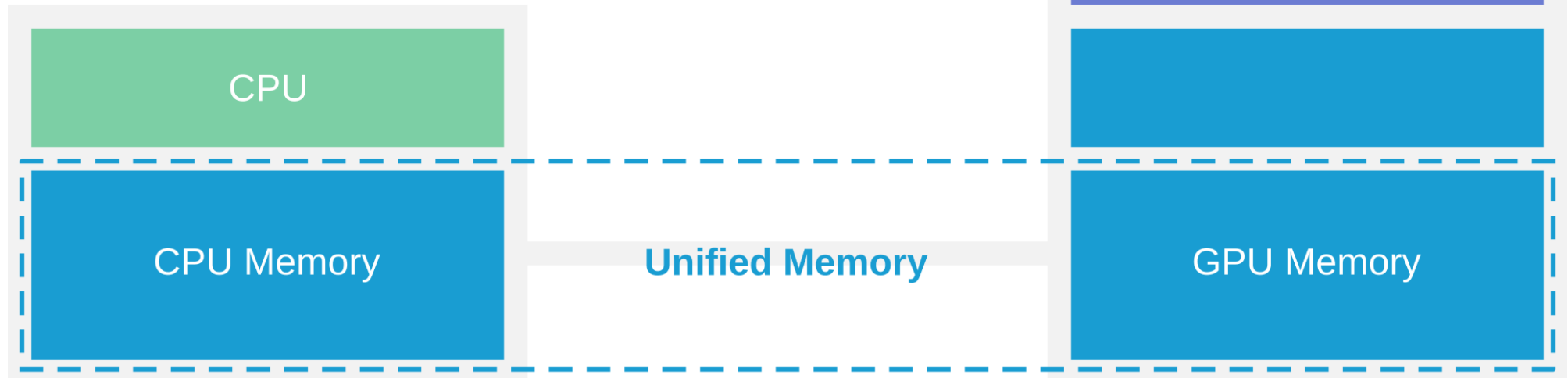

⇒ Collapse if possible

# OpenACC data movement

# CPU and GPU memory

At the Beginning CPU and GPU memory very distinct, own addresses

- Unified memory possible with driver
- Newer architectures developed with CPU and GPU on same chip (e.g. NVIDIA Grace-Hopper and AMD MI300)

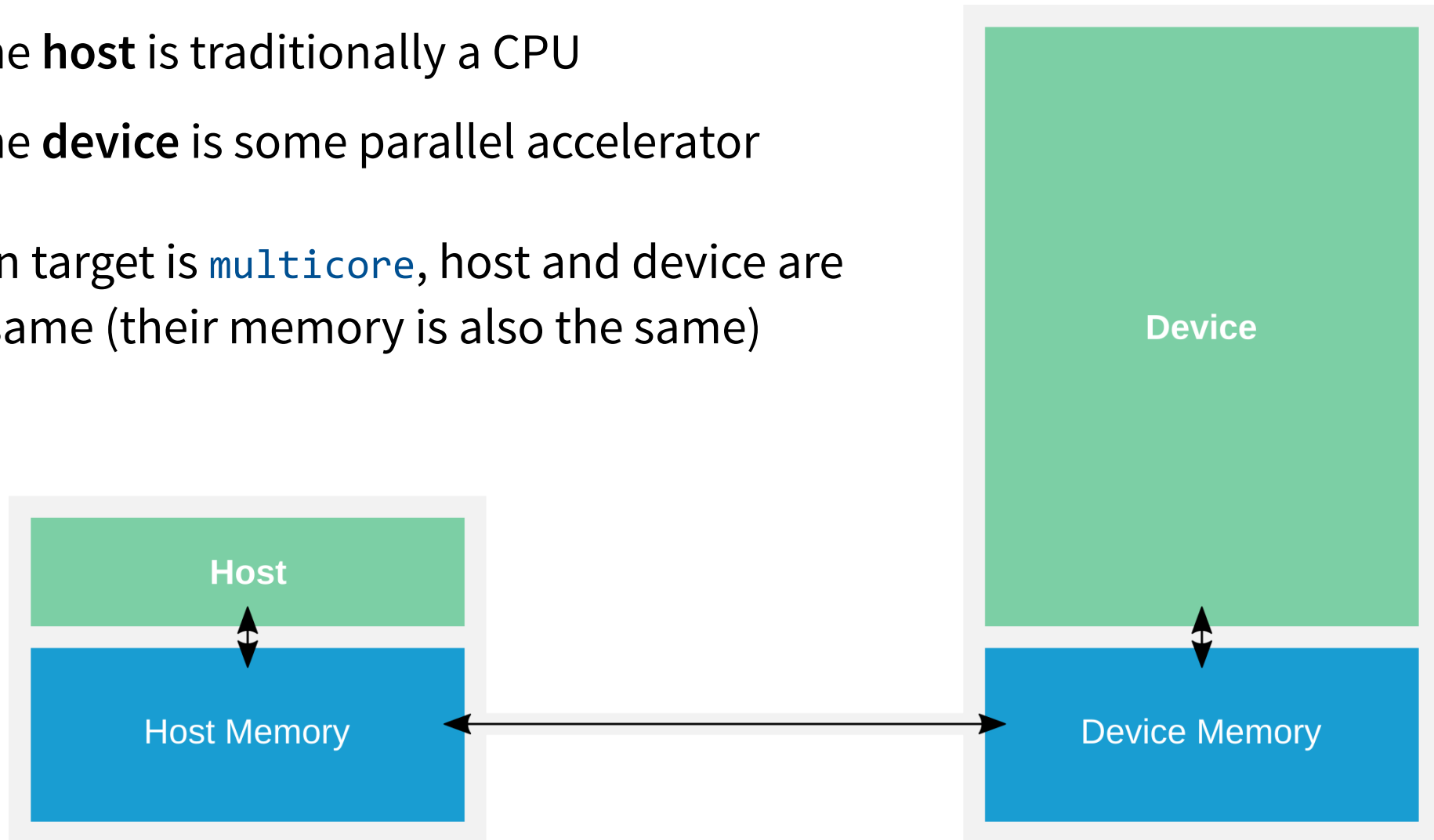




# Data management overview

- The **host** is traditionally a CPU
- The **device** is some parallel accelerator

When target is **multicore**, host and device are the same (their memory is also the same)



Source: OpenACC O4\_9

# Data statements

```
1  !$acc data [clause [, clause]... ]  
2  
3  ! ...  
4  
5  !$acc end data
```

- Defines region of code in which data remains on device
- Data is shared among all kernels in region
- Explicit data transfers
- Transferring between these two memories can be a very time consuming process
- Clauses to augment the data regions

Source: PRACE P2\_55, OpenACC O5\_5

# Data clauses

`copy( <list> )`

- Allocates memory on GPU
- Copies data from host to GPU when entering region
- Copies data to the host when exiting region

Variants:

- `copyin( <list> )`: No copying to host at the end
- `copyout( <list> )`: No copying to GPU at the beginning
- `create( <list> )`: Only memory allocation, no copying

*Note: Scalars are first private by default, they rarely appear in a data clause.*

Source: OpenACC O4\_22; Jacob M1\_16



# Update clauses

*Note: The clauses from the previous slide have no effect if the data is already on the device! Within data regions host and device memory can be updated with the `update` clause.*

`update device( <list> )`

- Copy data from host to device

`update self( <list> )` or `update host( <list> )`

- Copy data from device to host

*Source: Jacob M1\_17*

# Data movement (1/4)

```
21 ! ...
22 iter = 0
23
24 do iter = 1, iter_max
25     error = 0.0_dp
26
27
28     do j = 2, m-1
29         do i = 2, n-1
30             Anew(i, j) = 0.25_dp * (A(i+1, j) &
31                 + A(i-1, j) + A(i, j-1) + A(i, j+1))
32             error = max(error, abs(Anew(i, j) - A(i, j)))
33         end do
34     end do
35
36
37     A = Anew
38
39     if (error <= tol) exit
40 end do
41
42 ! ...
```

Example code with

- outer convergence loop
- Stencil operation within nested loop
- Array assignment

Source: PRACE P2\_60

# Data movement (2/4)

```

21 ! ...
22 iter = 0
23
24 do iter = 1, iter_max
25   error = 0.0_dp
26   !$acc parallel loop &
27   !$acc reduction(max:error)
28   do j = 2, m-1
29     do i = 2, n-1
30       Anew(i, j) = 0.25_dp * (A(i+1, j) &
31         + A(i-1, j) + A(i, j-1) + A(i, j+1))
32       error = max(error, abs(Anew(i, j) - A(i, j)))
33     end do
34   end do
35   !$acc end parallel loop
36   !$acc kernels
37   A = Anew
38   !$acc end kernels
39   if (error <= tol) exit
40 end do
41
42 ! ...

```

Source: PRACE P2\_60

## Porting

- stencil with `parallel` construct
- Array assignment with `kernels` construct

# Data movement (3/4)

```

21 ! ...
22 iter = 0
23
24 do iter = 1, iter_max
25   error = 0.0_dp
26   !$acc parallel loop copyin(A) copy(Anew)
27   !$acc reduction(max:error)
28   do j = 2, m-1
29     do i = 2, n-1
30       Anew(i, j) = 0.25_dp * (A(i+1, j) &
31         + A(i-1, j) + A(i, j-1) + A(i, j+1))
32       error = max(error, abs(Anew(i, j) - A(i
33     end do
34   end do
35   !$acc end parallel loop
36   !$acc kernels copyin(Anew) copy(A)
37   A = Anew
38   !$acc end kernels
39   if (error <= tol) exit
40 end do
41
42 ! ...

```

Source: PRACE P2\_60

## Data movement

- for each kernel with `copyin` and `copy` clauses
- states intent but does not improve performance

# Data movement (4/4)

```

21 ! ...
22 iter = 0
23 !$acc data copy(A, Anew)
24 do iter = 1, iter_max
25   error = 0.0_dp
26   !$acc parallel loop default(present) &
27   !$acc reduction(max:error)
28   do j = 2, m-1
29     do i = 2, n-1
30       Anew(i, j) = 0.25_dp * (A(i+1, j) &
31       + A(i-1, j) + A(i, j-1) + A(i, j+1))
32       error = max(error, abs(Anew(i, j) - A(i
33     end do
34   end do
35   !$acc end parallel loop
36   !$acc kernels default(present)
37   A = Anew
38   !$acc end kernels
39   if (error <= tol) exit
40 end do
41 !$acc end data
42 ! ...

```

## Data movement

- combined movement of all non-scalar variables
- explicitly outside the loop

Source: PRACE P2\_60

# Unstructured data clauses

`enter data` and `exit data` directives can be used to manage unstructured data regions, e.g. `!$acc enter data create(a)`

Additional data clause `delete`, e.g. `!$acc exit data delete(var)` to deallocate `var` on GPU

*Source: Jacob M1\_25*

# Alternative OpenMP

# OpenACC - OpenMP

Most OpenACC directives can be directly translated to OpenMP 5.x `target` directives:

OpenACC	OpenMP
<code>!\$acc parallel</code>	<code>!\$omp target teams distribute</code>
<code>!\$acc parallel loop</code>	<code>!\$omp target teams distribute parallel for</code>
<code>!\$acc data</code>	<code>!\$omp target data</code>
<code>!\$acc data copyin</code>	<code>!\$omp target data map(to:)</code>
<code>!\$acc update host</code>	<code>!\$omp target update from()</code>



# Further training

# GPU hackathons

- A great way to learn GPU porting techniques and at the same time get started with porting your application are GPU hackathons
- For example there are annual hackathons hosted by Helmholtz or CSCS in Lugano
  - [Helmholtz GPU Hackathon 2024](#)
  - [CSCS EuroHack 2024](#)

# Training courses

- JSC online training course “Directive-based GPU programming with OpenACC” 29.10.-01.11.2024
- natESM Technical Training “Performance analysis and GPU programming (CUDA, OpenACC, OpenMP, kokkos)” 05.-06.11.2024 at JSC